

Linzer biol. Beitr.	29/2	851-854	30.12.1997
---------------------	------	---------	------------

A new species of the genus *Agnoshydrus* (Coleoptera: Dytiscidae)

G. WEWALKA & O. BISTRÖM*

Abstract: *Agnoshydrus confusus* sp.n. is described from South-Laos. It is closely related to *A. densus* BISTRÖM, NILSSON & WEWALKA.

Key words: Coleoptera, Dytiscidae, Hyphdrini, *Agnoshydrus*, new species.

Introduction

The genus *Agnoshydrus* recently described (BISTRÖM, NILSSON & WEWALKA, 1997) as member of the tribe Hyphdrini comprises two species, *A. laccophiloides* (REGIMBART) and *A. densus* BISTRÖM, NILSSON & WEWALKA up to now. During a recent hydro-entomological expedition of the Natural History Museum, Vienna by Harald Schillhammer several specimens of this genus were collected at light in South-Laos. Four specimens belong to the type series of *A. densus*, the other six specimens turned out to belong to a very similar species which is described below.

Material

The study material is deposited in the following institutions and private collections.

CWW Coll. Wewalka, Wien
FMNH Finnish Museum of Natural History, Helsinki
NMW Naturhistorisches Museum, Wien

Agnoshydrus confusus sp.n.

Type locality: South-Laos, Prov. Champasak, about 50km south Pakse, near Ban Phatoumphone

Holotype ♂ (NMW): „S-LAOS: Prov. Champasak \ ca. 50km S Pakse \ Umg. Ban Phatoumphone \ 23./24.5.1996, 50-100m \ leg. Schillhammer (1a)“ collected at light.
Paratypes: 3 ♂♂, 2 ♀♀, with same data as the holotype (NMW, FMNH, CWW).

* Contribution to the study of Dytiscidae 68.

Description: Habitus: body regularly oblong-oval, globular (fig. 1).

Length of body: 2.2 - 2.3 mm, width: 1.5 - 1.6 mm.

Head: dark ferrugineous; clypeus not bordered, straightened medially; punctures regular and dense, moderately fine; completely but finely microreticulate. Antennae testaceous, long and slender.

Pronotum: dark ferrugineous, indistinctly pale ferrugineous along the lateral margins; lateral margins finely bordered, sides slightly but regularly rounded; punctures regular, very dense and moderately coarse; microreticulation complete and moderately fine; submat.

Elytra: dark ferrugineous with two indistinctly paler spots near the lateral side, one anteriorly and one posteriorly of the middle, somewhat paler at the apex (fig.: 1); punctures regular, very dense and moderately coarse; longitudinal rows of punctures rudimentary; indistinctly microreticulate; submat. Epipleura dark ferrugineous, very densely and finely punctured.

Ventral side: dark ferrugineous; punctures on thorax very dense and moderately coarse; on abdomen dense and fine; microreticulation indistinct.

Legs: rufo-testaceous. Metatibial spurs not modified, almost straight and slender.

Male: penis (fig. 3); parameres (fig. 5); first segments of pro- and mesotarsi moderately enlarged; metatrochanter and metafemur with sparse hair-tufts along the posterior edge.

Female: sclerotized spermatheca not found.

Diagnosis: *A. confusus* very much resembles *A. densus* (fig. 2, 4) but can be distinguished by the narrower bodyform, the darker colouration of head and pronotum, smaller elytral markings, the shape of the penis and the sparser male hair-tufts on metatrochanter and metafemur. *A. laccophiloides* is distinguishable from *A. confusus* by modified metatibial spurs, more extended pale brown spots on elytra and the male genitalia.

Biology: unknown; the new species has been collected at light together with specimens of *A. densus*.

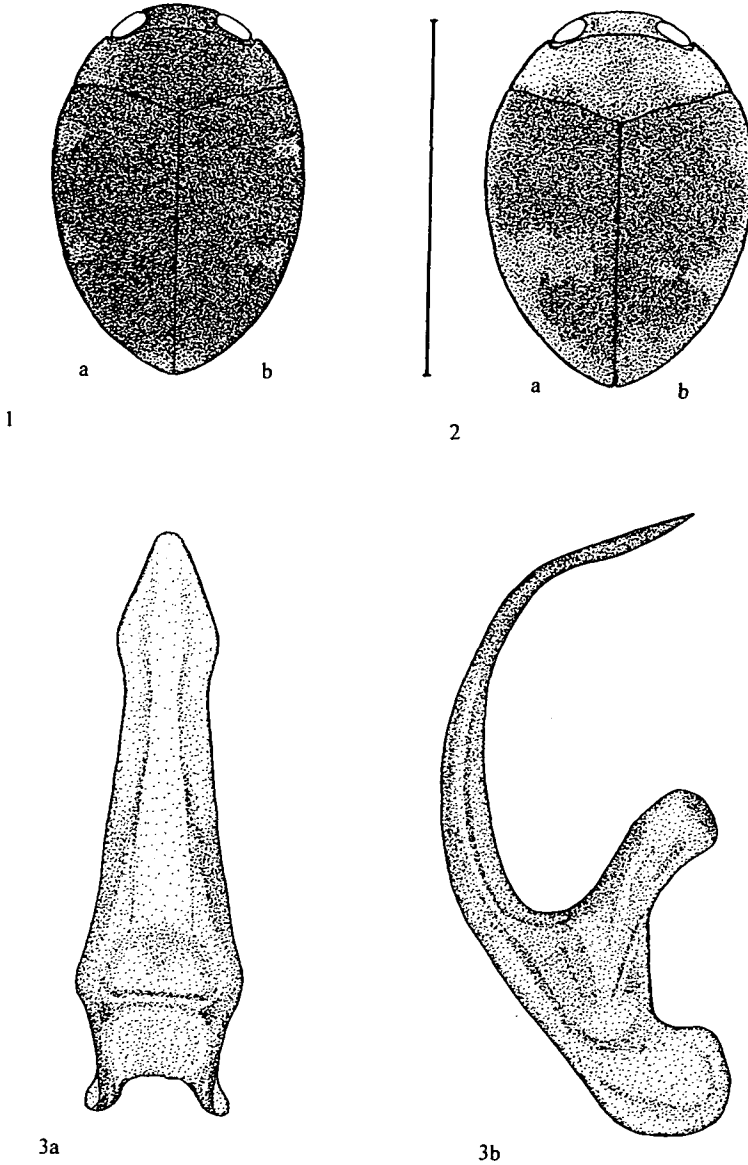
Distribution: South-Laos.

References

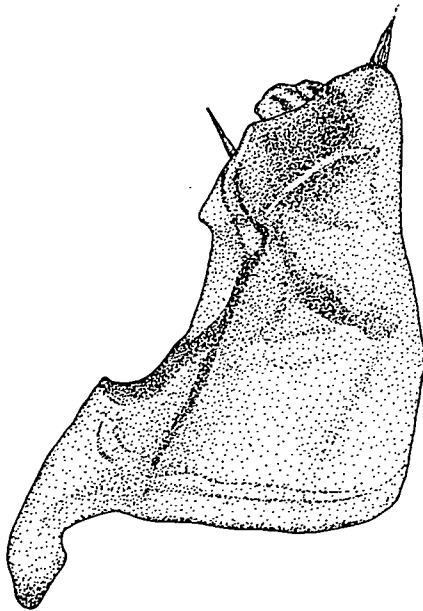
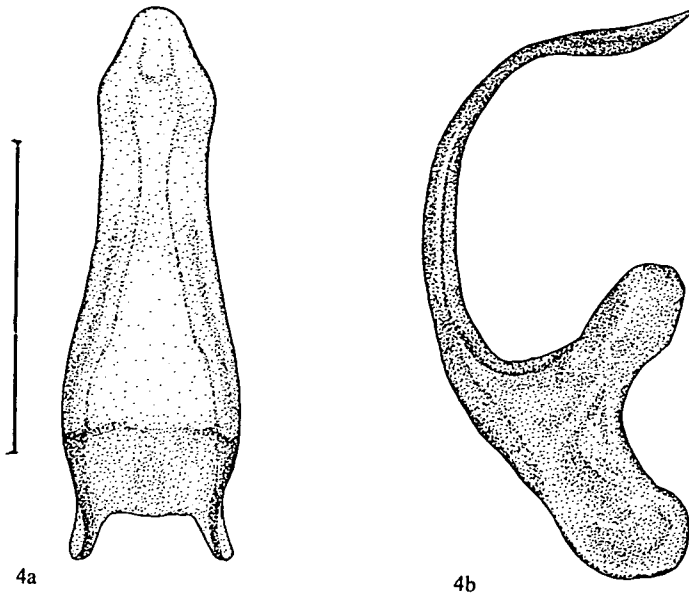
- BISTRÖM O., NILSSON A. & G. WEWALKA (1997): A Systematic Review of the Tribe Hyphydrini SHARP and Pachydrini n.trib. (Col., Dytiscidae). — Entomol. Fennica 8: 57-81.

Authors addresses: Dr. Günther WEWALKA,
Starkfriedgasse 16, 1190 Wien, Austria.

Dr. Olof BISTRÖM,
Finnish Museum of National History,
PB 17, FIN - 00014 University of Helsinki, Finland.



Figs. 1-2: body outlines and colour pattern: 1 *A. confusus*, (a) holotype, (b) paratype 2 *A. densus*, (a) paratype, (b) holotype (Maßstab 2 mm); **Fig. 3:** *A. confusus* penis, (a) dorsal view, (b) lateral view



5

Fig. 4: *A. densus* penis (a) dorsal view, (b) lateral view (Maßstab 0,25 mm); Fig. 5: *A. confusus*, left paramere..

ZOBODAT - www.zobodat.at

Zoologisch-Botanische Datenbank/Zoological-Botanical Database

Digitale Literatur/Digital Literature

Zeitschrift/Journal: [Linzer biologische Beiträge](#)

Jahr/Year: 1997

Band/Volume: [0029_2](#)

Autor(en)/Author(s): Wewalka Günther, Biström Olof

Artikel/Article: [A new species of the genus Agnoshydrus \(Coleoptera: Dytiscidae\). 851-854](#)