

New and little known *Hydraena* s. str. from western Asia (Hydraenidae, Coleoptera)

Von Manfred A. JÄCH, Wien

Abstract

Hydraena janeceki n. sp., from Azerbaidzhan is described. Lectotypes are designated for *Hydraena armata* JANSSENS and *Hydraena orientalis* BREIT. The male genitalia of 6 species of *Hydraena* from western Asia are illustrated.

Hydraena armata REITTER

1880: *Hydraena armata* REITTER, Verh. zool.-bot. Ges. Wien XXX:504.

1933: *Hydraena armata*, d'ORCHYMONT, Bull. Ann. Soc. Ent. Belg. 73:282.

The original description was based on a "few specimens" from the Caucasus. The insect collection of the Hungarian Natural History Museum, Budapest, contains a single ♂ (Lectotype), which was redescribed by d'ORCHYMONT in 1933. Nothing is known about the whereabouts of the remaining type-specimens.

Hydraena armata belongs to the *grandis*-group and seems to be related to *H. platysoma* JANSSENS and *H. platynaspis* JÄCH. Its aedeagus differs from the two latter by the exceptionally long distal lobe. Proximal lobe with two groups of subapical bristles, one of which is very hard to see (fig. 1).

Distribution: Known only from the type-locality ("Tbatani"), a plateau near Telavi, north-east of Tiflis, Georgia.

Hydraena orientalis BREIT

1916: *Hydraena orientalis* BREIT, Col. Rundsch. V:54.

Lectotype ♂ by present designation: Persia Ala Dagh Budschnurd 1033 m 5. 1902 Coll. Hauser / Type / *orientalis* Breit n. sp. / ex. orig. Samlg. J. Breit Wien; deposited in the Museum Frey, Tutzing, FRG. Further type-material in the Museum Frey: 3 ex. Buchara Repetek 4. 1900 Coll. Hauser / Type / *orientalis* Breit n. sp. / ex. orig. Samlg. J. Breit Wien; 3 ex. Gr. Balachan Dschebell F. Hauser 1898 / Type / *orientalis* Breit n. sp. / ex. orig. Samlg. J. Breit Wien.

Further material examined: 8 ex. in the Natural History Museum Wien, collected by F. Hauser from the Balachan; they do not carry type-labels.

Despite the wide distribution (fig. 7), the aedeagus (fig. 2) shows no variation.

Hydraena orientalis seems to be related with *Hydraena taxila* JANSSENS (fig. 3), which has been collected recently by C. Holzschuh in Pakistan (Murree Hills, Bhurban 1900 m). They probably belong to the same phylogenetic group: elytral striation regular; phallobasis asymmetrical; secondary sexual characters of ♂ found on pro- meso- and metatibia, on the metasternum (width of plaques) and the last abdominal segments. The Turkish *H. avuncula* JÄCH might also belong to this group.

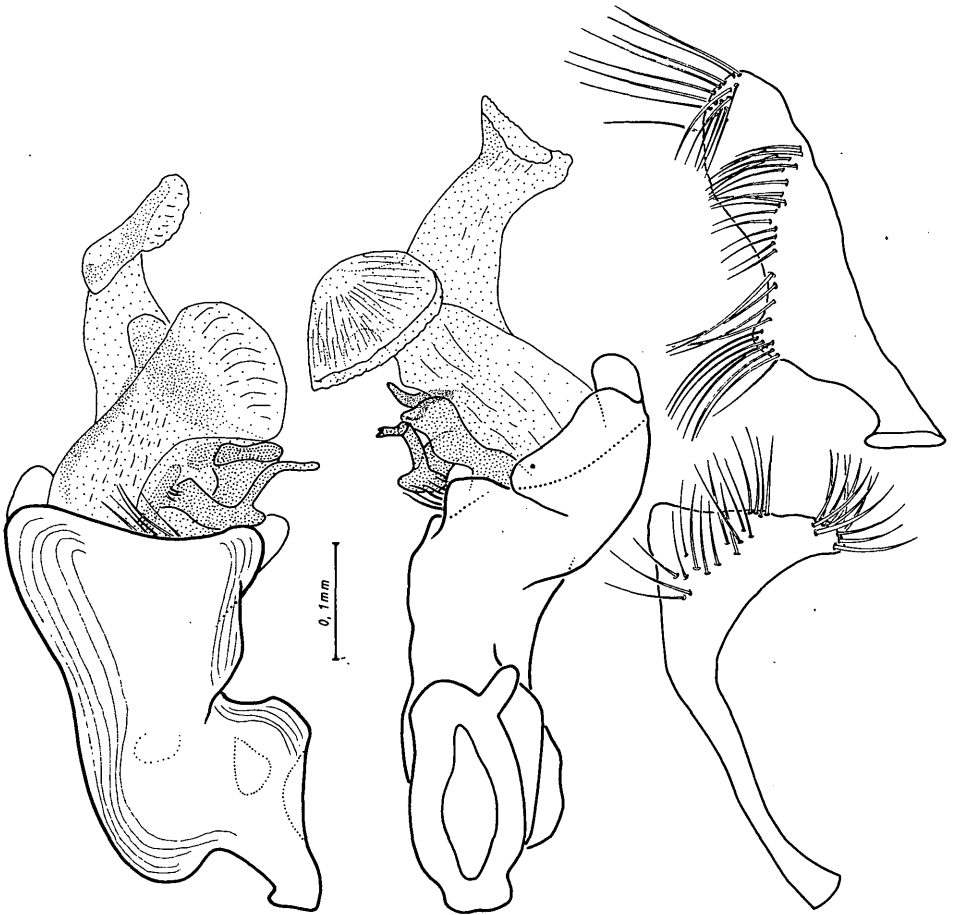


Fig. 1: Aedeagus of *Hydraena armata* REITTER.

Hydraena janeceki n. sp.

Holotype ♂, USSR, Azerbaidzhan: Lenkoran Leder (Reitter) / *Hydraena riparia* Coll. Reitter; in Hungarian Natural History Museum, Budapest.

Paratype ♂: 1 ex. with identical label data; in Natural History Museum, Wien.

2.1 mm long. Elytra, legs and palpi brown, tips of palpi, head and pronotum dark, almost black.

This species is very similar to *Hydraena pontica* JANSSENS, 1963. It differs from *pontica* only by the slightly smaller size (2,3 mm in *pontica*) and by the pronotal and elytral puncturation being less coarse. Sexual characters of male like in *pontica*, but less pronounced.

Aedeagus (fig. 6): differs from *pontica* mainly by the sinous proximal lobe and the right paramere.

Distribution (fig. 7): Known only from the type-locality (Lenkoran) in Azerbeidzhan.

Etymology: Dedicated to my friend Dr. Berthold Franz Urban Janecek, ingenious Austrian artist and entomologist.



Fig.2-3: Aedeagus of *Hydraena orientalis* (2) and *H. taxila* (3).

Hydraena pontica JANSSENS

Two specimens were recently collected by M.Schülke in Georgia, 4.-7. VII. 1986, Trialelskij Chreb., Bakuriani 1800-2200 m. First record for the Soviet Union.

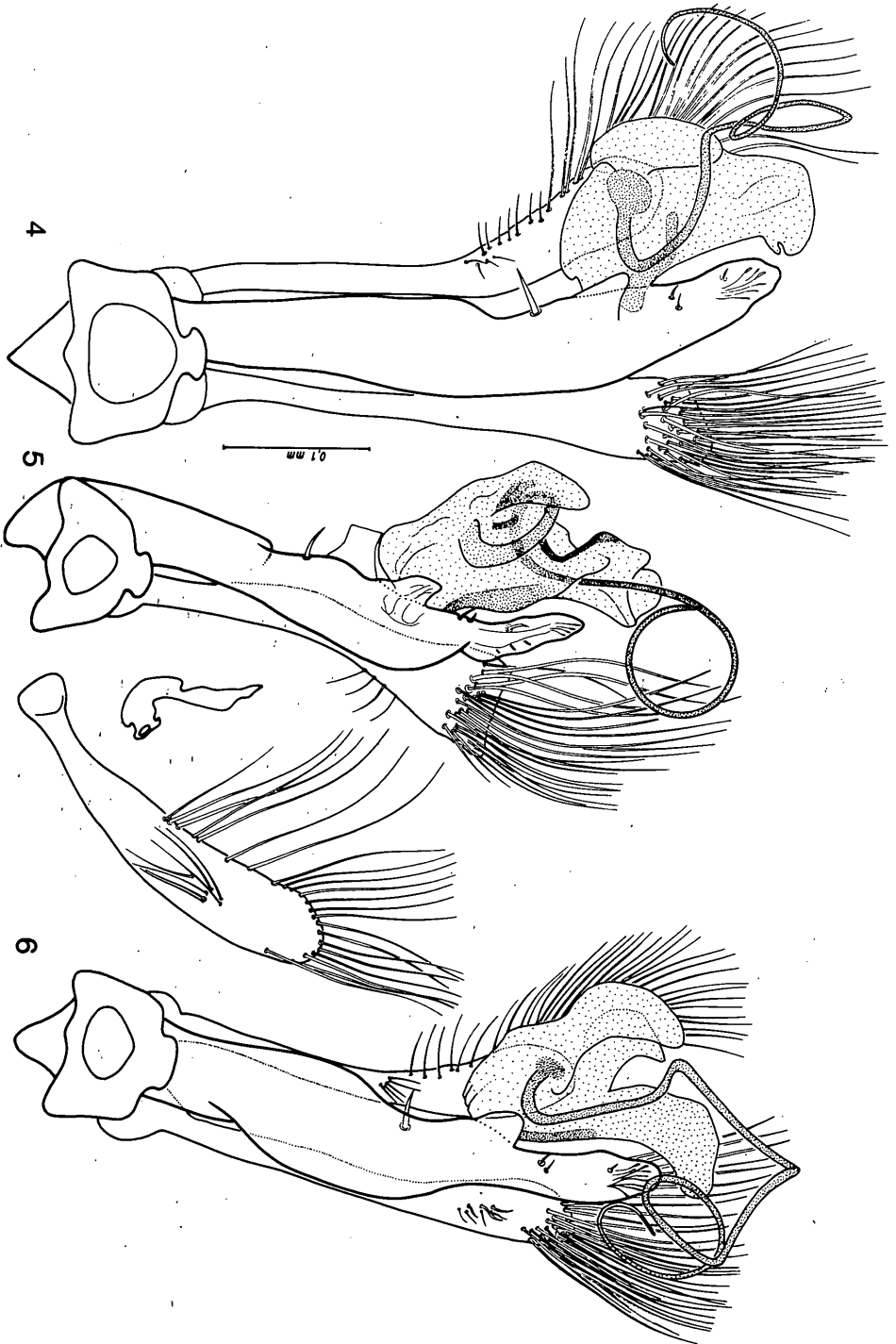
Aedeagus (see fig.4).

Hydraena dentipalpis REITTER

One ♂ in the Zoologische Staatssammlung, München, originally determined as *Hydraena riparia*: Lenkoran (Azerbaidzhan), leg. Korb 1897.

Aedeagus (fig.5) with a conspicuous round notch on the dorsal side in the middle of the proximal lobe.

Figs 4- 6: Aedeagus of *Hydraena pontica* (4), *H. dentipalpis* (5) and *Hydraena janeceki* n. sp. (6).



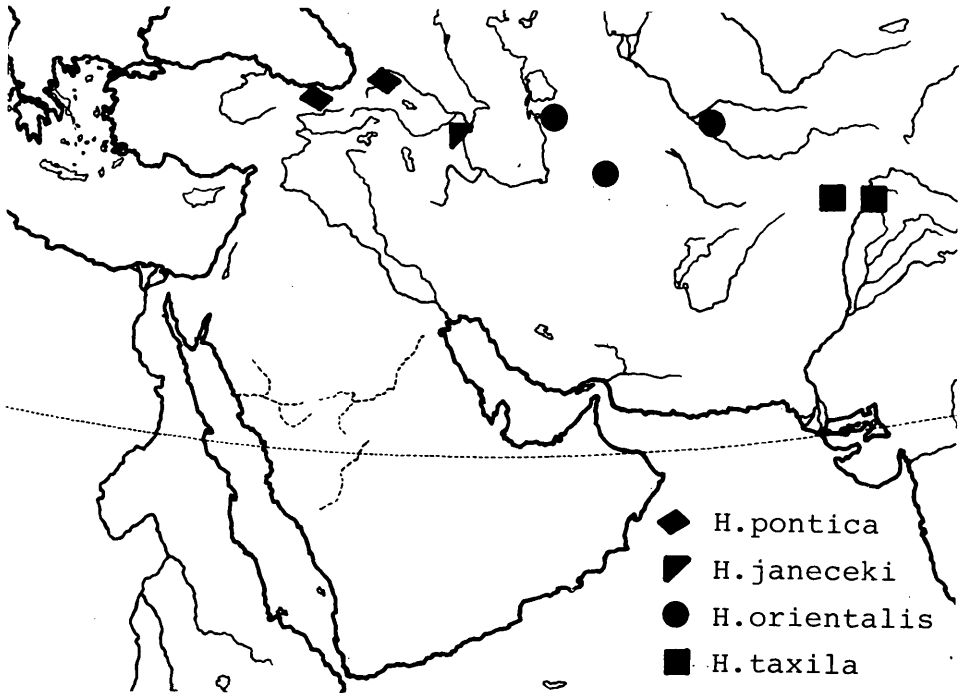


Fig. 7: Distribution of *Hydraena pontica*, *H. janeceki*, *H. orientalis* and *H. taxila*.

Acknowledgments

Thanks are due to the following colleagues for their valuable support: Dr. O. Merkl, Budapest, and Dr. G. Scherer, München.

LITERATUR

- BREIT, J., 1916: Beiträge zur Kenntnis des Tribus Helophorini und der Heteroceriden. – Col. Rundschau V: 53-60.
- JANSSENS, E., 1963: Hydraenidae du vilayet de Trebizonde (Anatolie). – Bull. Inst. roy. Sci. natur. Belg., 39 (7): 1-30.
- ORCHYMONT, A., 1933: Contribution à l'étude des Palpicornia VIII. – Bull. Ann. Soc. Ent. Belg., 73: 271-313.
- REITTER, E., 1880: Beitrag zur kaukasischen Käferfauna. – Verh. Zool.-bot. Ges. Wien, XXX: 501-518.

Anschrift des Autors: Dr. Manfred JÄCH
Naturhistorisches Museum, 2. Zoologische Abteilung
A-1014 Wien, Burgring 7.

ZOBODAT - www.zobodat.at

Zoologisch-Botanische Datenbank/Zoological-Botanical Database

Digitale Literatur/Digital Literature

Zeitschrift/Journal: [Zeitschrift der Arbeitsgemeinschaft Österreichischer Entomologen](#)

Jahr/Year: 1987

Band/Volume: [39](#)

Autor(en)/Author(s): Jäch Manfred A.

Artikel/Article: [New and little known Hydraena s.str. from western Asia \(Hydraenidae, Coleoptera\). 51-55](#)